



ScreenLine

pelindustrie



BS EN 1279-2:2002  
BS EN 1279-3:2002

Call our expert, friendly team  
Mon-Fri, 07:30 - 16:30

**0113 277 8722**

Uni-Blinds®

from

**Morley**

GLASS & GLAZING LTD

Morley Glass & Glazing Ltd, Unit 27 Millshaw Park Ind. Estate, Millshaw Park Drive, Leeds, LS11 0LU  
Fax: 0113 277 8723 Email: waki@morleyglass.co.uk www.morleyglass.co.uk



**UNI-BLIND® SL20SV**

Cordless sliding  
integrated Venetian  
blind system

INNOVATION  
COMES  
BUILT-IN

Uni-Blinds®

from

**Morley**

GLASS & GLAZING LTD

SMART RELIABLE HYGIENIC SAFE ENERGY-SAVING SCREENLINE® INSIDE

THE UNI-BLIND® SL20SV INTEGRATED VENETIAN BLIND PROVIDES A SMART SOLUTION FOR ANY WINDOW AND DOOR WITH ITS CLEVER SLIDER CONTROLLING ALL THE BLIND FUNCTIONS IN ONE EASY DEVICE.

Based on the technically superior ScreenLine® integral blind system from globally renowned manufacturer Pellini, the Uni-Blind® SL20SV provides a slicker overall visual result with no cords on the face of the glass.

Like all Uni-Blinds®, the SL20SV sliding system represents the highest quality and operational reliability of any integral blinds. The blind is encapsulated within the two glass panes of a double glazed unit, with thermal efficiency optimised thanks to a warm edge spacer bar as standard.


## HOW UNI-BLIND® SL20SV WORKS

The Uni-Blind® SL20SV is operated by a cleverly-designed magnetic slider, placed on the right or left-hand edge of the glass. A narrow adhesive transparent profile ensures the linear movement of the slider.


The blind is raised and lowered by moving the slider up or down and is tilted by slightly lifting or lowering the same slider.

CONTEMPORARY STYLE,  
TOTAL CONTROL

### RAISING



### LOWERING



### TILTING



# BENEFITS OF THE SL20SV SLIDING SYSTEM

## HYGIENE

The external magnetic slider is treated with the Sanitized® patented antibacterial finish. The active biocidal substance contains silver ions to provide a long-lasting protective function.

## ENERGY

The patented warm edge spacer bars and the plastic side profile improve the energy performance of the insulating glass unit. This delivers the best of both worlds - stylish doors and windows which save energy too.



## DESIGN

The slider and the external guide were developed in co-operation with professional designers for superior aesthetics. This delivers superb looking doors and windows every time.

## PATENTED TECHNOLOGY

Innovation goes to the core of the SL20SV with a patent-pending system of internal cord winding on the tube which considerably reduces the blind friction.

## LIFESPAN

The closed-loop belt transmission system allows smooth and long-lasting function of the blind for total reliability and peace of mind.

## VERSATILITY

Applicable to all types of door and window frames, even sliding ones, thanks to the slimness of the control device.



## SAFETY

Meets the requirements of child safety standards as recommended by the BBSA.

## USER FRIENDLY

Only one device is used to raise and tilt the slats. The external slider "logically" moves in the same direction as the blind operating direction.

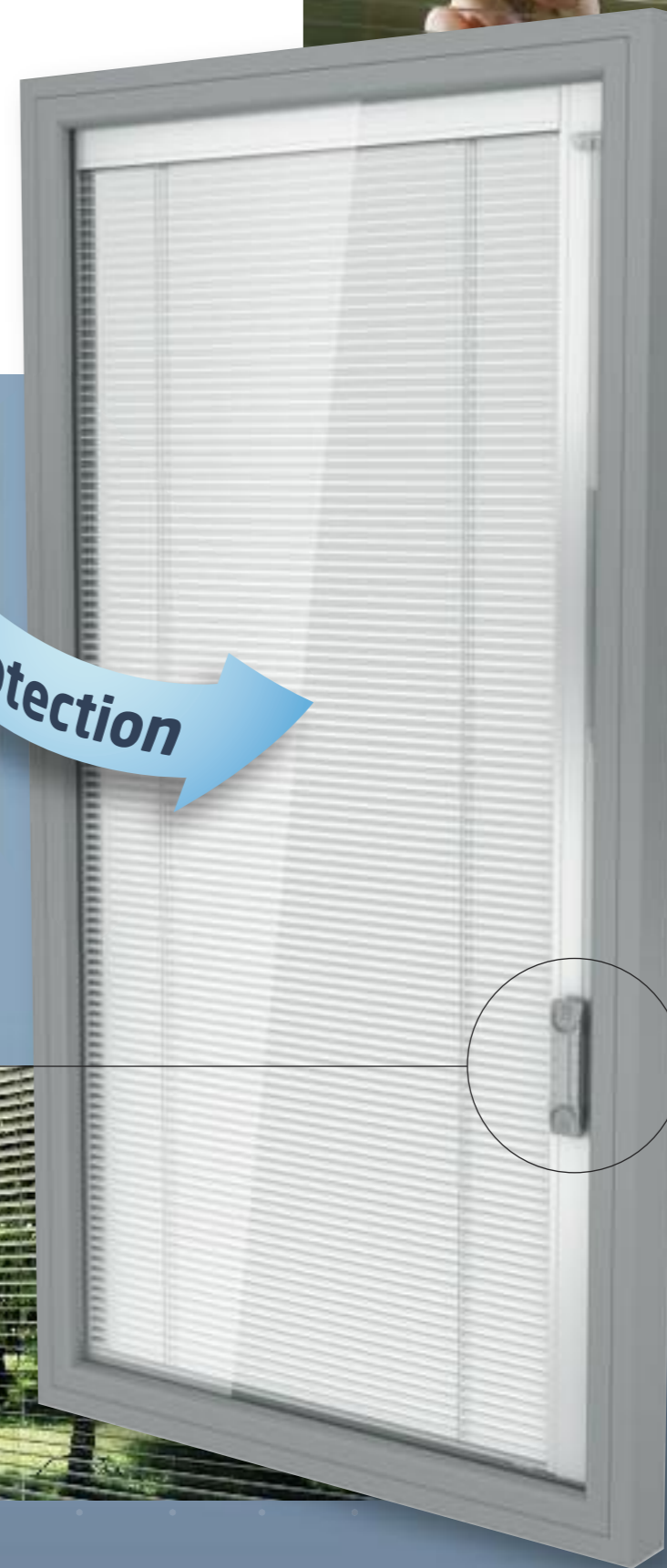


## PROTECTED WITH SANITIZED®

Active biocidal substance: silver ions.



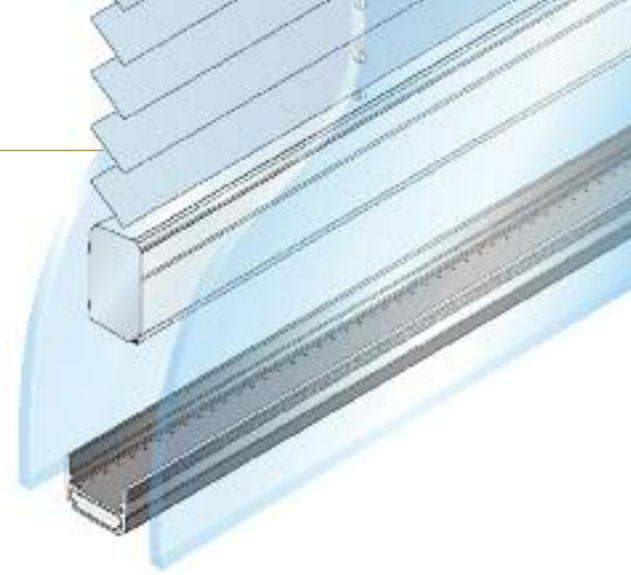
Protection



# OPTIMUM THERMAL PERFORMANCE

ALL UNI-BLINDS® INTEGRAL BLINDS UNITS FEATURE A WARM EDGE SPACER BAR.

This stainless steel spacer bar, designed by Pellini in conjunction with TGI, is co-extruded with polypropylene to enhance the benefits of all ScreenLine® integral blinds systems with energy saving qualities - all within the perfect hermetic seal.



## SLIDE GUIDE AND HEAD RAIL COLOURS



## EXTERNAL SLIDER COLOUR RANGE



- Reduces the generation of humidity on the glass perimeter
- Improves the thermal insulation of the profile due to its low thermal conductivity
- Ensures a low Psi value (halving heat transmission through the perimeter compared to a standard extruded aluminium spacer bar)
- Improves the thermal transmittance value of the window, irrespective of the material used for the frame
- Considerably reduces the noise level of slats and the possible generation of dust on their edges when operating the blind

## DIMENSIONS

**Maximum area** : 2.0m<sup>2</sup> with 4mm internal glass **and** 1.5m<sup>2</sup> with 6mm internal glass

**Minimum height available** : 560mm

## FEASIBILITY NOTES

Maximum height possible according to width











with W from 300 to 350 mm H max = 1400 mm

with W from 351 to 550 mm H max = 1800 mm

with W from 551 to 1500 mm H max = 2200 mm

Cavity : 20mm

## SLAT COLOUR RANGE

	<b>S102 WHITE</b> Solar reflection 70% Light reflection 78% Solar absorption 30%
	<b>S106 YELLOW</b> Solar reflection 62% Light reflection 72% Solar absorption 38%
	<b>S125 BEIGE</b> Solar reflection 57% Light reflection 63% Solar absorption 43%
	<b>S130 GREEN</b> Solar reflection 58% Light reflection 65% Solar absorption 42%
	<b>S142 LIGHT BLUE</b> Solar reflection 65% Light reflection 69% Solar absorption 35%
	<b>S149 CREAM</b> Solar reflection 68% Light reflection 75% Solar absorption 32%
	<b>S155 GREY</b> Solar reflection 42% Light reflection 48% Solar absorption 59%
	<b>S156 METALLIC SILVER</b> Solar reflection 65% Light reflection 62% Solar absorption 35%
	<b>S157 SILVER</b> Solar reflection 43% Light reflection 44% Solar absorption 57%
	<b>S159 ANTHRACITE</b> Solar reflection 12% Light reflection 13% Solar absorption 88%

Swatches available on request.